

Refrigeration, Wine, Design & Lifestyle



LIEBHERR

Quality, Design and Innovation



	Liebherr Corporate Group	4
	Introduction	6
	BioFresh	10
	Model overview	14
	Freestanding / Semi built-in	16
	Built-In	38
	Fully Integrated / Seamless	46
	Wine and Undercounter	64
	Design and Lifestyle	78

Family-Owned – Successful Worldwide

The Liebherr family business was established in 1949 by Hans Liebherr. The great success of its first mobile, easy-to-assemble and affordable tower crane was the foundation on which the company flourished.

Today, Liebherr is not only one of the world's leading manufacturers of construction machinery, but it is also a recognized supplier of many technically innovative, user-oriented products and services. Over the years, the family business has grown into a group employing a workforce of more than 39,000 in more than 130 companies across all continents.



Liebherr Mining Equipment Newport News Co. (left), which is based in Newport News, VA (USA), manufactures mining trucks (above).



Liebherr-Hausgeräte Ochsenhausen GmbH, Liebherr's German-based production plant for domestic appliances

Liebherr is the world's leader in premium refrigeration. Headquartered in Germany, the Group's domestic appliances division provides the widest range of freezers, refrigerators and wine cabinets in Europe. Liebherr is committed to bringing its engineering excellence to the North American market. Numerous innovative products and ideas, top quality as well as advanced design make Liebherr a leading brand with more than 10,000 appliances leaving the company's various production plants every day.



The Europe Hotel – Liebherr Hotel, Ireland



Liebherr-Hausgeräte Lienz GmbH, Liebherr's Austrian-based production plant for domestic appliances



© Airbus S.A.S



Liebherr Warranty Plan



A Liebherr is designed to preserve your food – and your satisfaction. That’s why we offer a warranty that meets or beats most leading brands. Here’s how ours works:

Full Two-Year Warranty

For two years from the date of original purchase, your Liebherr Warranty covers all parts and labor to repair or replace any part of the product which proves to be defective in materials or workmanship.

Full Five-Year Warranty

For five years from the date of original purchase, your Liebherr Warranty covers all parts and labor to repair or replace any components that prove to be defective in materials or workmanship in the sealed system. The “Sealed System” means only the compressor, condenser, evaporator, drier and all connecting tubing.

Limited 6th through 12th-Year Warranty

From the 6th through 12th year from the date of original purchase, your Liebherr Warranty covers all parts that prove to be defective in materials or workmanship in the sealed system (parts only).

Please see webpage for Parts and Labour Warranty details

Liebherr-Service Centers in USA and Canada



Customer Service Number for USA: +1 (800) LIEBHERR (543-2437)
Customer Service Number for Canada: +1 (888) LIEBHERR (543-2437)

And because we think green ...



1 Energy Star and Beyond

Liebherr is pleased to announce that its entire product line of refrigeration meets and exceeds the new guidelines for ENERGY STAR®, making Liebherr the only brand in the North American marketplace to achieve these standards. Products that earn the ENERGY STAR® use less energy and prevent greenhouse gas emissions by meeting strict energy efficiency guidelines. Liebherr is committed to offering solutions that help consumers conserve energy and improve the quality of our environment.

2 ActiveGreen Initiative

ActiveGreen as a symbol for our responsible practises. A key element of ActiveGreen is Liebherr’s RoHS compliance. As of summer of 2007, all Liebherr appliances in North America met RoHS compliance making Liebherr the FIRST refrigeration manufacturer to comply with this practise worldwide. RoHS stands for the “Restriction of the use of certain hazardous substances in electrical and electronic equipment” and eliminates the use of major hazardous substances in the production of Liebherr products such as lead (Pb), mercury (Hg), cadmium (Cd) and certain types of chrome and biphenyl.

3 Leader in Green Manufacturing

Liebherr was the first appliance manufacturer worldwide to remove CFC’s completely from the production process in 1993. Since 2000, Liebherr’s considerable investment to ensure environmental compatibility has resulted in the reduced use of chemicals, solvents and

energy consumption. The packaging materials on all products are 100 % recyclable. The water used in the production process is purified and pollution-free. We even collect all heat generated during production to heat up our administrative buildings.

4 Quality Standards

Environmental responsibility and initiatives are an inherent part of Liebherr corporate culture and as such Liebherr domestic appliances are produced under the highest international quality standard – ISO 9001 and are compliant with the international environmental management standard – ISO 14001.

5 Experts with Experience

The Liebherr family business was started in post-war Germany in 1949 by Hans Liebherr with the first mobile crane in Germany. Today, Liebherr is one of the world’s leading manufacturers of construction machinery, as well as of home and commercial appliances employing more than 39,000 people worldwide.

6 Fresh European Design

Liebherr has a full line of premium refrigerators to fit any design vision you have for your kitchen. Our Freestanding / Semi built-in stainless models are sleek centerpieces that make a professional statement. Our Built-in models are perfect for layouts that call for units that slide into cabinet surrounds. And our Fully Integrated / Seamless models become one with your kitchen plan, hidden behind your custom cabinetry.

7 Innovative

Variable Speed compressors, DuoCooling®, SuperCool®, SuperFrost®, FrostSafe® and Bio-Fresh® are just a few examples of ongoing substantial progress with one goal in mind: Better Food Preservation.

8 Easy to Clean

From the elegant GlassLine shelving to the robust transparent drawers, all the interior components of a Liebherr refrigerator are tough, scratch resistant and easy to clean. Shelf and drawer components can be easily removed and dismantled for more thorough cleaning in the dishwasher. Plus the Freestanding/ Semi built-in stainless steel refrigerators from Liebherr boast an easy-to-clean SmartSteel finish. All that is required to maintain this beautiful exterior is the wipe of a clean dry or damp cloth.

9 DuoCooling

The refrigerator and freezer are two separate environments; that is why Liebherr’s refrigerator and freezer units have separate cooling circuits, so there’s no transfer of air and aromas between compartments and conditions stay perfect in both places.

10 Better Food Preservation

Liebherr offers in all combinations, two separate cooling systems, DuoCooling, which lengthens shelf life for all food items stored. Plus our Engineers developed Liebherr’s patented BioFresh® System for select models which keeps food fresh significantly longer than in a traditional refrigerator compartment. Most importantly you save money and reduce food waste.

German engineered benefits



Bio Fresh

BioFresh. Healthier, less food waste and helps you save money. Liebherr's BioFresh maintains ideal individual temperature and humidity levels for fruit, vegetables, meat, fish, and dairy. Test results in independent labs have proven that BioFresh food stays fresher longer than in other crisper bins. It's simple: the fresher your food, the better is it for you.



ENERGY STAR

ENERGY STAR®. The refrigerator is the only appliance in the home that runs 24/7. For this reason, high efficiency is essential for energy savings and the environment. This is why Liebherr's variable speed compressors always run at the perfect speed and utilize soft-start technology. Liebherr is the only manufacturer in North America to have 100% of its refrigeration ENERGY STAR® rated.



Duo Cooling

DuoCooling: The refrigerator and freezer are two separate environments; that is why Liebherr's refrigerator and freezer units have separate cooling circuits, so there's no transfer of air and aromas between compartments and conditions for better food preservation stay perfect in both places. Yet with many other brands in the marketplace, compartments regularly share the same air – odors flow freely between the two and optimal storage conditions can not be maintained.



Super Quiet

SuperQuiet: Speed controlled compressors ensure exact performance required for low energy consumption and quiet operation. Because refrigerators are also an important part of our homes and living kitchens, noise levels must be kept at a minimum. With specially absorbed compressors situated at the rear and bottom of the appliance, Liebherr models are SuperQuiet.



Smart Steel

SmartSteel: 24" and 30" Freestanding/Semi built-in stainless steel doors come with a SmartSteel surface. SmartSteel significantly reduces the visibility of fingerprints and thanks to the high-quality finish of the stainless steel, the surface is very easy to clean and far more scratch resistant. All that is required to maintain this beautiful exterior is the wipe of a clean dry or damp cloth.



Glass Line

GlassLine: The elegant GlassLine shelving and the robust transparent drawers of a Liebherr refrigerator are tough, scratch resistant and easy to clean. Shelf and drawer components can be easily removed and dismantled for more thorough cleaning in the dishwasher.



LED

LED light: It's easy to see why a Liebherr is right for you – literally. With two LED light columns integrated into the compartment liner on select models, you'll find what you're looking for with clear, uniform energy efficient illumination of the interior – by saving energy!



Soft System

SoftSystem: When you talk to our engineers about the ideal degree for a refrigerator, they may reply "Temperature, or door angle?" SoftSystem takes over for you and closes the door gently, even when the interior is fully loaded.



Super Cool Super Frost

SuperCool & SuperFrost: A single push of the button activates Liebherr's automatic SuperCool feature to rapidly lower the refrigerator temperature and hold it there for up to 12 hours. It's ideal when you need to quickly achieve low temperature conditions for everything in your refrigerator. This is perfect for chilling fresh groceries quickly. Ice-cold efficiency. That's the best way to describe Liebherr's automatic

SuperFrost feature that makes fast deep freezing easy. SuperFrost quickly reduces the temperature to -26 °F (-32 °C), creating extremely cold air that locks in vital nutrients and vitamins. Once your food is completely frozen, the SuperFrost function automatically switches back to high efficiency operation.



Experience Super Freshness with BioFresh

BioFresh guarantees the perfect climate for super-long-term freshness. With the temperature maintained just above +32 °F (0 °C) and an ideal humidity level, fruit and vegetables, meat and fish retain their healthy vitamins, delicate aroma and appetizing appearance longer than in a traditional refrigerator compartment. BioFresh technology gives you a choice about how and how long to store your food. Here are some helpful suggestions for using BioFresh:

BioFresh drawers are individually usable as HydroSafes with high humidity or as DrySafes with low humidity to enable versatile storage. In this way the ideal climate is provided for all varieties of food.

Meat and dairy products. Low humidity and a temperature just above the freezing point are ideal for storing meat, fish and dairy products. BioFresh combined with the DrySafe setting provides just this climate and keeps it constant at all times.

Fruit and vegetables. Fruit and vegetables are best kept in the HydroSafe with high humidity. Precision electronics ensure that the temperature is maintained at exactly above +32 °F (0 °C), preventing damaging frostbite.

Fish. The ideal storage temperature for fish and seafood is at freezing point. At this temperature all the BioFresh drawers keep fish fresh for a long period.



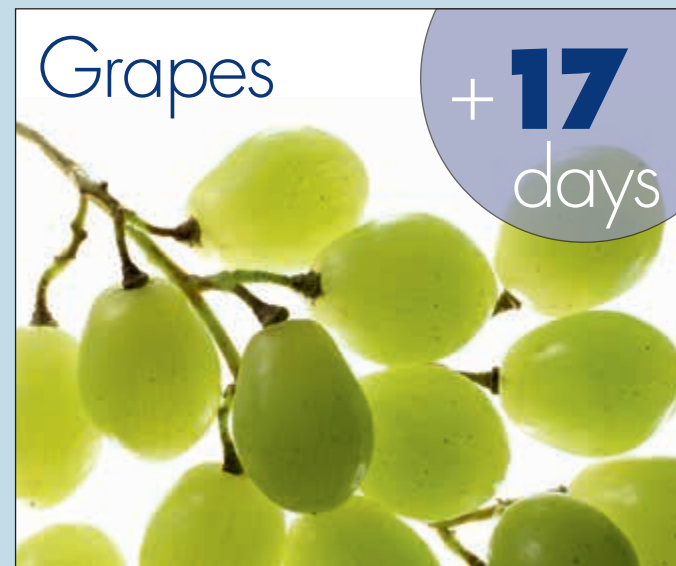
Lasting freshness with BioFresh

Nutritionists recommend one simple recipe for fitness and well-being: a healthy diet. Nature offers a whole range of vital substances: vitamins, minerals and carbohydrates to give us energy and stamina and, on top of that, a good mood. However, the right temperature and ideal humidity conditions are essential if food is to retain its healthy properties and delicate flavours as long as possible. Liebherr's BioFresh technology gives your quality of life a decisive boost by keeping your food fresher for much longer.

The information relates to storage in a BioFresh Drawer compared with a conventional fridge.




biofresh.liebherr.com





CS 2062



	Freestanding / Semi Built-in		Built-in Stainless Steel		Fully Integrated Seamless		Wine & Undercounter		Design & Lifestyle	
17"									WS 1200	p. 78
									XS 200	p. 78
24"	CS 1200	p. 20	BF 1061	p. 40	HC 1070	p. 50	HWS 1800	p. 64		
	CS 1360	p. 22	R 1410	p. 40	HC 1050	p. 50	WU 5600	p. 68		
	CS 1311	p. 22	WF 1061	p. 44	HRB 1120	p. 62	WU 4000	p. 66		
			RB 1410	p. 43	HF 861	p. 62	WS 4000	p. 66		
			F 1051	p. 43			RU 500	p. 72		
							RO 500	p. 74		
							WS 17800	p. 70		
28"										
30"	CS 1660	p. 28			HCB 1560	p. 52				
	CS 1611	p. 28			HCB 1561	p. 52				
	CS 1640	p. 26			HC 1540	p. 54				
	CS 1400	p. 24			HC 1541	p. 54				
36"	CS 2060	p. 30			HCB 2060	p. 56				
	CS 2061	p. 30			HCB 2061	p. 56				
	CS 2062	p. 32			HC 2060	p. 56				
	CBS 2062	p. 32			HC 2061	p. 56				
					HC 2062	p. 58				
					HCB 2062	p. 58				
48"	SBS 26S1	p. 34	SBS 241	p. 40	SBS 19H1	p. 60				
			SBS 243	p. 42						
			SBS 246	p. 44						
60"	SBS 32S1	p. 36								

* Wine models are intended for storing wine exclusively. Maximum indicated bottle capacity is based on Bordeaux bottles (0.75 l) Vinidor / GrandCru as per norm NF H 35-124 (H:300.5 mm, Ø 76.1 mm)

Exclusive cabinet-depth freestanding / semi-built-in

Design Options

Stand alone



Stainless steel side wall



Semi-built-in



Features



DuoCooling: The refrigerator and freezer are two separate environments; that is why Liebherr's refrigerator and freezer units have separate cooling circuits, so there's no transfer of air and aromas between compartments and conditions for better food preservation stay perfect in both places. Yet with many other brands in the marketplace, compartments regularly share the same air – odors flow freely between the two and optimal storage conditions can not be maintained.



LED light: With two LED light columns integrated into the compartment liner on select models, you'll find what you're looking for with clear, uniform energy efficient illumination of the interior – by saving energy!



Touch Control System: Our easy-to-use, Touch Control System found on most models ensures the settings you choose remain accurate and constant. The user-friendly and intuitive console design is yet another reason why so many people love their Liebherr.



The Freestanding Advantage



Smart Steel

SmartSteel: 24" and 30" Freestanding/Semi built-in stainless steel doors come with a SmartSteel surface. SmartSteel significantly reduces the visibility of fingerprints and thanks to the high-quality finish of the stainless steel, is very easy-to-clean and scratch-resistant. All that is required to maintain this beautiful exterior is the wipe of a clean dry or damp cloth.



Soft System

SoftSystem: When you talk to our engineers about the ideal degree for a refrigerator, they may reply by saying, "Temperature, or door angle?" They've invested a great deal of effort in developing our SoftSystem hinge, ensuring the doors of select Liebherr models always close gently. At 30°/45° in Built-ins, Freestanding/ Semi built-in and select Fully Integrated / Seamless models, SoftSystem takes over for you and closes the door without slamming, even when the interior is fully loaded.



Vario Space

VarioSpace: Liebherr's VarioSpace gives you flexibility when you need it. All freezers include drawers and glass shelves that can be conveniently removed to create extra storage space. It's Liebherr's very practical solution to quickly accommodate even the bulkiest of items.



Swing Line

Ergonomic Handles: The practical Slimline door handles with integrated opening mechanism in stainless steel are fitted at a convenient height for easy opening even when the door is opened several times in rapid succession. The SwingLine design of the stainless steel doors with beveled corners create a beautiful exterior.



Bio Fresh

BioFresh-Safes: Healthier, less food waste and helps you save money. Liebherr's BioFresh maintains ideal individual temperature and humidity levels for fruit, vegetables, meat, fish, and dairy. Test results in independent labs have proven that food stored in the BioFresh compartments stays fresher longer than in other crisper bins. It's simple: the fresher your food, the better it is for you. **Telescopic Rails:** Easily accessible Bio-Fresh-Safes are mounted on telescopic rails which extend effortlessly providing a full view of items.



Water Filtration

Water filter: The activated carbon filter ensures pure water to produce perfectly fresh ice cubes. The electronic control of the unit lets you know when the filter needs to be exchanged.



No Frost

Insulated double freezer drawers ensure that cold air surrounds the food for optimum storage helping to maintain stable temperatures within the freezing compartment. And **NoFrost** technology removes moisture and humidity, making defrosting a thing of the past. The freezer drawers offer 6 cubic feet of storage space. A self-closing system for both drawers ensures easy and convenient handling. The two pull-out freezer drawers are mounted on high-quality telescopic rails and can be effortlessly extended to provide a perfect view and ideal storage conditions.



Bottle shelf: The versatile glass/bottle shelf can be interchanged depending on your personal preference. The glass on top gives you shelf space, while moving the glass underneath gives you bottle space.

The compact combination **CS 1200** offers a tinier footprint for installations having upper cabinets, yet encompassing all the great features and benefits of a Liebherr. Enjoy ample storage space thanks to the smart interior design.

CS 1200 Comfort NoFrost



Energy consumption	
in 365 days kWh	395
Estimated Yearly Operating Cost in US \$	42*
Capacity	
Total capacity cu.ft. (l)	11.4 (325)
Refrigerator comp. cu.ft. (l)	8.1 (231)
NoFrost Freezer comp. cu.ft. (l)	3.3 (94)
Shipping weight lbs. (kg)	193.6 (87.8)
Climate rating	SN-T
Door hinges	right, reversible
Outside dimensions	
in inches H/W/D	71-9/16" / 23-5/8" / 24-13/16"
in cm H/W/D	181.7/60/63
Cut out dimensions	
in inches H/W/D	78-21/32" / 23-3/4" / 24"
in cm H/W/D	198.8/60.3/61
Energy supply	
Voltage V/Hz	115/60



The slim styling and urban design of the **CS 1360** make it a clear choice for small spaces, galley kitchens, condos and apartments. The most energy efficient in its class, this sleek 24" unit has unique features such as a LED light column in the refrigerator that does double duty as a shelf support and a flexible VarioBox on the door that can be taken right to the kitchen table.

Small can be spacious. Smart interior design choices like the beverage rack, foldable glass shelf, and gallon holders for large containers maximize the space. And on the exterior, Liebherr's new SmartSteel material is scratch resistant and makes fingerprints virtually disappear.

The appliance can be built into the range of kitchen cabinets provided the ventilation requirements are followed. Liebherr offers an exterior water filter as an accessory for **CS 1360** that can be placed in cabinetry above or beside the unit.

CS 1360 Premium NoFrost



Energy consumption	
in 365 days kWh	420
Estimated Yearly Operating Cost in US \$	45*
Capacity	
Total capacity cu.ft. (l)	13 (369)
Refrigerator comp. cu.ft. (l)	9.7 (275)
NoFrost Freezer comp. cu.ft. (l)	3.3 (94)
Shipping weight lbs. (kg)	215.4 (97.7)
Climate rating	SN-T
Ice cube output lbs. (kg) / 24h	1.8 (0.8)
Ice cube stock lbs. (kg)	3.3 (1.5)
Door hinges	right, reversible
Outside dimensions	
in inches H/W/D	79-3/16"/23-5/8"/24-13/16"
in cm H/W/D	201.1/60/63
Cut out dimensions	
in inches H/W/D	80"/23-7/8"/24"
in cm H/W/D	203.2/60.6/61
Energy supply	
Voltage V/Hz	115/60

This unit is also available as
CS 1311: door hinges left, without IceMaker

Accessories	
Water filter	7440002
External water filter kit	9900340



Show off the beautiful exterior of the freestanding **CS 1400** with ergonomic handles, beveled corners and the easy-to-clean SmartSteel finish that is scratch resistant and makes fingerprints virtually disappear. Plus, enjoy convenient features such as a flexible VarioBox on the door that can be taken right to the kitchen table. If a custom look is what you are trying to achieve, simply semi-build-in this compact, cabinet depth model.



CS 1400 Premium NoFrost



Energy consumption	
in 365 days kWh	423
Estimated Yearly Operating Cost in US \$	45*
Capacity	
Total capacity cu.ft. (l)	14 (396)
Refrigerator comp. cu.ft. (l)	11 (312)
NoFrost Freezer comp. cu.ft. (l)	3 (84)
Shipping weight lbs. (kg)	262.3 (119)
Climate rating	SN-T
Door hinges	right, reversible
Outside dimensions	
in inches H/W/D	73-1/4" / 29-9/16" / 24-13/16"
in cm H/W/D	186 / 75 / 63
Cut out dimensions	
in inches H/W/D	74" / 30" / 24"
in cm H/W/D	187.3 / 75.6 / 61
Energy supply	
Voltage V/Hz	115 / 60

* Your energy cost depends on your utility rates and use. Estimated operating cost based on a 2007 national average electricity cost of 10.65 cents per kWh. For more information, visit www.ftc.gov/appliances.

Featuring many premium features, the CS 1640 offers Liebherr's signature stainless steel with a SmartSteel finish front and European styling. As a value alternative, the unit is cabinet depth and can fit easily into an existing space, for the look of a built-in without building in. To make installation even easier and providing the option to place the unit anywhere in the kitchen, there's no need for water connection for the IceMaker. A well-designed internal water tank provides water for perfect cubes.



CS 1640 Premium NoFrost



Energy consumption	
in 365 days kWh	379
Estimated Yearly Operating Cost in US \$	40*
Capacity	
Total capacity cu.ft. (l)	15.2 (431)
Refrigerator comp. cu.ft. (l)	11 (312)
NoFrost Freezer comp. cu.ft. (l)	4.2 (119)
Shipping weight lbs. (kg)	302 (137)
Climate rating	SN-T
Ice cube output lbs. (kg) / 24 h	2.2 (1)
Ice cube stock lbs. (kg)	3.3 (1.5)
Door hinges	right, reversible
Outside dimensions	
in inches H/W/D	79-9/16" / 29-9/16" / 24-13/16"
in cm H/W/D	202 / 75 / 63
Cut out dimensions	
in inches H/W/D	80" / 30" / 24"
in cm H/W/D	203.2 / 75.6 / 61
Energy supply	
Voltage V/Hz	115 / 60

* Your energy cost depends on your utility rates and use. Estimated operating cost based on a 2007 national average electricity cost of 10.65 cents per kWh. For more information, visit www.ftc.gov/appliances.



Freestanding / Semi built-in **30"**

When the kitchen space calls for 30", the **CS1660** answers. Energy efficient LED lighting takes a starring role by illuminating the main compartment, and a unique integrated LED light sits in the bottom of the refrigerator door to shine down into freezer drawers when opened. A convenient, internal water filter is well placed for quick changes to ensure the supply to the IceMaker is always perfect. Features such as a foldable glass shelf, removable VarioBox, and bottle shelving make the interior as appealing as the beautiful exterior with ergonomic handles, beveled corners and the easy-to-clean SmartSteel finish.

And unique cabinet-depth dimensions allows for customized, built-in look. Please consult the installation manual or design guide for ventilation requirements.



CS 1660 Premium NoFrost



Energy consumption	
in 365 days kWh	379
Estimated Yearly Operating Cost in US \$	41*
Capacity	
Total capacity cu.ft. (l)	15.5 (438)
Refrigerator comp. cu.ft. (l)	11.3 (319)
NoFrost Freezer comp. cu.ft. (l)	4.2 (119)
Shipping weight lbs. (kg)	299.8 (136)
Climate rating	SN-T
Ice cube output lbs. (kg) /24 h	2.2 (1)
Ice cube stock lbs. (kg)	3.3 (1.5)
Door hinges	right, reversible
Outside dimensions	
in inches H/W/D	79-1/2" / 29-3/8" / 24-13/16"
in cm H/W/D	202/75/63
Cut out dimensions	
in inches H/W/D	80"/30"/24"
in cm H/W/D	203.2/76.2/61
Energy supply	
Voltage V/Hz	115/60
This unit is also available as	
CS 1611: door hinges left, without IceMaker	
Accessories	
Water filter	7440002

* Your energy cost depends on your utility rates and use. Estimated operating cost based on a 2007 national average electricity cost of 10.65 cents per kWh. For more information, visit www.ftc.gov/appliances.



Freestanding / Semi built-in **36"**

The latest 36" single door **CS 2060** offers nearly 20 cubic feet of capacity allowing it to hold a substantial amount of groceries while meeting all food storage demands. The products expansive and uninterrupted shelving easily accommodates oversized platters and containers while one drawer the width of the unit is perfect for meats, cheeses and dairy, two other deep drawers ensure proper care of fruits and vegetables. Gallon holders and additional storage racks permit space for all sizes of beverages and sauces and the double freezer drawers are well appointed with easy-grasp stainless steel, handy self-closing mechanisms and maximized use of space.

CS 2060 PremiumPlus NoFrost



Energy consumption	
in 365 days kWh	452
Estimated Yearly Operating Cost in US \$	48*
Capacity	
Total capacity cu.ft. (l)	19.4 (552)
Refrigerator comp. cu.ft. (l)	13.4 (382)
NoFrost Freezer comp. cu.ft. (l)	6.0 (170)
Shipping weight lbs. (kg)	399 (181)
Climate rating	SN-T
Ice cube output lbs. (kg) / 24 h	3.0 (1.3)
Ice cube stock lbs. (kg)	6.0 (2.7)
Door hinges	right
Outside dimensions	
in inches H/W/D	79-13/16" / 35-7/8" / 24-1/4"
in cm H/W/D	202.7/91/61.5
Cut out dimensions	
in inches H/W/D	80" / 36" / 24"
in cm H/W/D	203.2/91.4/61
Energy supply	
Voltage V/Hz	115/60
This unit is also available as	
CS 2061 : with door hinges left	

Accessories	
Water filter	7440002
Upper grille for 84" cabinets	9900277

* Your energy cost depends on your utility rates and use. Estimated operating cost based on a 2007 national average electricity cost of 10.65 cents per kWh. For more information, visit www.ftc.gov/appliances.



Freestanding / Semi built-in 36"

Open the stylish stainless French doors on the freestanding CBS 2062 to reveal large capacity storage options and the most ideal conditions for food preservation. Two BioFresh drawers on telescopic rails, create an environment that actually helps maintain vitamins and minerals in produce and thus contribute to a healthier lifestyle. Outstanding LED light columns and well-placed LED lights illuminate both BioFresh and double freezer drawers.

The duo cooling system with separate variable speed compressors for the refrigerator and the freezer provide superior performance and maximum energy efficiency – boasting the best ENERGY STAR® rating in its category.



CBS 2062 PremiumPlus BioFresh NoFrost

Energy consumption	
in 365 days kWh	452
Estimated Yearly Operating Cost in US \$	48*
Capacity	
Total capacity cu.ft. (l)	18.8 (534)
Refrigerator comp. cu.ft. (l)	10.4 (295)
BioFresh comp. cu.ft. (l)	2.4 (69)
NoFrost Freezer comp. cu.ft. (l)	6.0 (170)
Shipping weight lbs. (kg)	396.8 (180)
Climate rating	SN-T
Ice cube output lbs. (kg) / 24 h	3.0 (1.3)
Ice cube stock lbs. (kg)	6.0 (2.7)
Door hinges	left / right
Outside dimensions	
in inches H/W/D	80-9/32" / 35-7/8" / 24-1/4"
in cm H/W/D	203.9/91/61.5
Cut out dimensions	
in inches H/W/D	84" / 36" / 24"
in cm H/W/D	213.4/91.4/61
Energy supply	
Voltage V/Hz	115 / 60
This unit is also available as	
CS 2062: without BioFresh	
Accessories	
Water filter	7440002
Upper grille for 84" cabinets	9900199

* Your energy cost depends on your utility rates and use. Estimated operating cost based on a 2007 national average electricity cost of 10.65 cents per kWh. For more information, visit www.ftc.gov/appliances.



The **SBS 26S1**, with cabinet-depth dimension, offers an excellent alternative to a built-in without building in. Stainless steel on all sides gives the flexibility to have the refrigerator anywhere in the kitchen. Comprised of the **CS 1311** and **CS 1360**, this unit can be installed as a side-by-side configuration, or separated into individual towers.

LED light towers illuminate the well-designed interior while Liebherr's SmartSteel ensures the outside always looks pristine. This unit also houses an advanced automatic IceMaker for perfect ice cubes every time.

SBS 26S1 Premium NoFrost



Energy consumption	
in 365 days kWh	840
Estimated Yearly Operating Cost in US \$	89*
Capacity	
Total capacity cu.ft. (l)	26 (738)
Refrigerator comp. cu.ft. (l)	19.4 (550)
NoFrost Freezer comp. cu.ft. (l)	6.6 (188)
Shipping weight lbs. (kg)	424.8 (194.7)
Climate rating	SN-T
Ice cube output lbs. (kg) / 24 h	1.8 (0.8)
Ice cube stock lbs. (kg)	3.3 (1.5)
Door hinges	left/right
Outside dimensions	
in inches H/W/D	79-3/16"/46-1/2"/24-13/16"
in cm H/W/D	201.1/120.6/63
Cut out dimensions	
in inches H/W/D	80"/48"/24"
in cm H/W/D	203.2/121.9/61
Energy supply	
Voltage V/Hz	115/60
Features	
left appliance:	CS 1311
right appliance:	CS 1360
Energy consumption in 365 days kWh	420
Estimated Yearly Operating Cost in US \$	45*
Solo appliances are ENERGY STAR® rated	
Accessories	
Water filter	7440002
Upper grille for 84" cabinets	9900368

* Your energy cost depends on your utility rates and use. Estimated operating cost based on a 2007 national average electricity cost of 10.65 cents per kWh. For more information, visit www.ftc.gov/appliances.



Freestanding / Semi built-in **60"**

Over 30 cubic feet of capacity and 60 inches of space make for an extraordinary refrigeration and freezing product! The solo appliances of the SBS 32S1 are ENERGY STAR® rated (as are all Liebherr refrigerators) and handle large capacity storage requirements with ease. Professional looks are well matched with professional performance. Precise electronic touch controls allow the temperature settings and advanced features in the refrigerator and freezer units to be controlled separately. DuoCooling means that the garlic odor from pasta leftovers will never meet the air that circulates in the freezer. The interior space is designed for the best preservation of abundant fresh foods and easy storage of containers of all sizes.

SBS 32S1 Premium NoFrost



Energy consumption

in 365 days kWh	788
Estimated Yearly Operating Cost in US \$	84*

Capacity

Total capacity cu.ft. (l)	30.9 (876)
Refrigerator comp. cu.ft. (l)	22.5 (638)
NoFrost Freezer comp. cu.ft. (l)	8.4 (238)

Shipping weight lbs. (kg)	597.4 (271)
---------------------------	-------------

Climate rating	SN-T
----------------	------

Ice cube output lbs. (kg) / 24h	2.2 (1)
---------------------------------	---------

Ice cube stock lbs. (kg)	3.3 (1.5)
--------------------------	-----------

Door hinges	left/right
-------------	------------

Outside dimensions

in inches H/W/D	79-17/32" / 59-1/2" / 24-13/16"
in cm H/W/D	202/151.1/63

Cut out dimensions

in inches H/W/D	80" / 60" / 24"
in cm H/W/D	203.2/152.4/61

Energy supply

Voltage V/Hz	115/60
--------------	--------

Features

left appliance:	CS 1611
right appliance:	CS 1660
Energy consumption in 365 days kWh	379
Estimated Yearly Operating Cost in US \$	41*
Solo appliances are ENERGY STAR® rated	

Accessories

Water filter	7440002
--------------	---------

* Your energy cost depends on your utility rates and use. Estimated operating cost based on a 2007 national average electricity cost of 10.65 cents per kWh. For more information, visit www.ftc.gov/appliances.

The Built-in Advantage



IceMaker: Liebherr's icemaker produces perfect pyramidal ice that does not stick together thanks to our twist tray technology.



GlassLine. The elegant GlassLine shelves made of safety glass are shatter-proof, scratch-resistant and easy-to-clean. The high-quality stainless steel trims are the perfect complement.



Touch Control System. Our easy-to-use, Touch Control System found on most models ensures the settings you choose remain accurate and constant. The user-friendly and intuitive console design is yet another reason why so many people love their Liebherr.



Drawers on telescopic rails. Vitamin-rich foods can be conveniently stored in spacious fruit and vegetable drawers, or even in the BioFresh compartments. The transparent sliding drawers pull out on smooth telescopic rails.



The SoftSystem feature provides added safety and convenience. Integrated in the door, the SoftSystem cushions movement when the door is closed. The door opening angle can be reduced to 90°.



Water filter. In our built-in appliances, the integrated water filter for the IceMaker is conveniently located behind the magnetic toe kick, allowing for quick filter changes when indicated by the electronic control panel.



Every kitchen designer would be happy with the distinctive design options of the **SBS 241**. This model comes in stainless steel and can be installed as a side-by-side or as individual towers creating a cabinet-depth showpiece.

High performance features for everyday use include Liebherr's patented BioFresh system, SoftSystem door closing technology, GlasLine easy-to-clean interior shelving, and space-saving beverage racking. LED light is available in the refrigerator tower, as well as in the BioFresh section of the freezer tower.

SBS 241 Premium BioFresh NoFrost



Energy consumption

in 365 days kWh	668
Estimated Yearly Operating Cost in US \$	71*

Capacity

Total capacity cu.ft. (l)	23.7 (675)
Refrigerator comp. cu.ft. (l)	13.7 (391)
BioFresh comp. cu.ft. (l)	5.5 (157)
NoFrost Freezer comp. cu.ft. (l)	4.5 (127)

Shipping weight lbs. (kg)	451.2 (205.1)
----------------------------------	---------------

Climate rating	SN-T
-----------------------	------

Ice cube output lbs. (kg)/ 24 h	1.8 (0.8)
--	-----------

Ice cube stock lbs. (kg)	3.3 (1.5)
---------------------------------	-----------

Door hinges	left/right
--------------------	------------

Outside dimensions

in inches H/W/D	max. 77"/48"/24-7/8"
in cm H/W/D	195.5/121.9/63.2

Cut out dimensions

in inches H/W/D	80"/48"/24"
in cm H/W/D	203.2/121.9/61

Energy supply

Voltage V/Hz	115/60
--------------	--------

Features

3 separately adjustable temperature zones

left appliance:	BF 1061
-----------------	---------

Energy consumption in 365 days	kWh 384
--------------------------------	---------

Estimated Yearly Operating Cost in US \$	41*
--	-----

right appliance:	R 1410
------------------	--------

Energy consumption in 365 days	kWh 284
--------------------------------	---------

Estimated Yearly Operating Cost in US \$	30*
--	-----

Solo appliances are ENERGY STAR® rated



Accessories

Single installation set	9900306
SBS installation set	9900308
Top ventilation grille single	9900302
Top ventilation grille SBS 80"	9900304
Top ventilation grille SBS 84"	9900344
Water filter	7440002



40 * Your energy cost depends on your utility rates and use. Estimated operating cost based on a 2007 national average electricity cost of 10.65 cents per kWh. For more information, visit www.ftc.gov/appliances.



The **SBS 243** is packed with features and limitless design options. Enjoy the large capacity and the convenience of the full freezer tower outfitted with transparent drawers, as well as the full refrigeration tower with LED lighting, touch control system and newly designed BioFresh drawers. The two towers can take their places side-by-side or in different parts of the kitchen.

This unit not only gives you maximum space for frozen and fresh food, but it actually preserves your produce and meats longer with Liebherr's patented BioFresh technology – so go ahead and make a statement in stainless steel.

SBS 243 Premium BioFresh NoFrost



Energy consumption	
in 365 days kWh	747
Estimated Yearly Operating Cost in US \$	80*
Capacity	
Total capacity cu.ft. (l)	22.2 (630)
Refrigerator comp. cu.ft. (l)	8.7 (246)
BioFresh comp. cu.ft. (l)	4.1 (117)
NoFrost Freezer comp. cu.ft. (l)	9.4 (267)
Shipping weight lbs. (kg)	413.4 (206.7)
Climate rating	SN-T
Ice cube output lbs. (kg) / 24 h	1.8 (0.8)
Ice cube stock lbs. (kg)	3.3 (1.5)
Door hinges	left / right
Outside dimensions	
in inches H/W/D	max. 77"/48"/24-7/8"
in cm H/W/D	195.5/121.9/63.2
Cut out dimensions	
in inches H/W/D	80"/48"/24"
in cm H/W/D	203.2/121.9/61
Energy supply	
Voltage V/Hz	115/60
Features	
3 separately adjustable temperature zones	
left appliance:	F 1051
Energy consumption in 365 days	kWh 450
Estimated Yearly Operating Cost in US \$	48*
right appliance:	RB 1410
Energy consumption in 365 days	kWh 297
Estimated Yearly Operating Cost in US \$	32*
Solo appliances are ENERGY STAR® rated	
Accessories	
Single installation set	9900306
SBS installation set	9900308
Top ventilation grille single	9900302
Top ventilation grille SBS 80"	9900304
Top ventilation grille SBS 84"	9900344
Water filter	7440002

* Your energy cost depends on your utility rates and use. Estimated operating cost based on a 2007 national average electricity cost of 10.65 cents per kWh. For more information, visit www.ftc.gov/appliances.

Liebherr's **SBS 246** offers unlimited flexibility and an array of storage possibilities for every kind of food. Five distinct temperature zones (refrigerator compartment, BioFresh drawers, freezer and two temperature zones in the wine compartment) make for completely customized storage conditions.

Other key features include: cabinet depth dimensions, Liebherr's SoftSystem for gently closing doors, flexible bottle storage in the main compartment, and LED lighting on both sides. The wine compartment houses 34 bottles, uses wooden shelving on telescopic rails, and offers a unique drop-down presentation shelf.

SBS 246 PremiumPlus Vinidor BioFresh NoFrost



Capacity

Total capacity cu.ft. (l)	21.8 (617)
Refrigerator comp. cu.ft. (l)	8.7 (246)
BioFresh comp. cu.ft. (l)	4.1 (117)
NoFrost Freezer comp. cu.ft. (l)	4.5 (127)
Wine Storage cap.	34 Bordeaux bottles
Shipping weight lbs. (kg)	433.2 (216.6)
Climate rating	SN-T
Ice cube output lbs. (kg) / 24 h	1.8 (0.8)
Ice cube stock lbs. (kg)	3.3 (1.5)
Door hinges	left/right

Outside dimensions

in inches H/W/D	max. 77"/48"/24-7/8"
in cm H/W/D	195.5/121.9/63.2

Cut out dimensions

in inches H/W/D	80"/48"/24"
in cm H/W/D	203.2/121.9/61

Energy supply

Voltage V/Hz	115/60
--------------	--------

Features

5 separately adjustable temperature zones

left appliance:	WF 1061
Energy consumption in 365 days kWh	Wine models not rated
Estimated Yearly Operating Cost in US \$	Wine models not rated
right appliance:	RB 1410
Energy consumption in 365 days	kWh 297
Estimated Yearly Operating Cost in US \$	32*

Accessories

Single installation set	9900306
SBS installation set	9900308
Top ventilation grille single	9900302
Top ventilation grille SBS 80"	9900304
Top ventilation grille SBS 84"	9900344
Water filter	7440002



The Fully Integrated / Seamless Advantage

The stylish answer to freshness. In custom kitchens, integrated appliances are the most stylish option available – they're totally out of sight. Built-in appliances fit harmoniously into a kitchen's design; yet

there is no secret of what lies within. Liebherr's integrated appliances are concealed behind cabinet doors allowing you to show off the materials, colors and design of your custom kitchen to full advantage.



The door-on-door system. With door-on-door assembly, the unit door is affixed directly onto the cabinet door. This ensures a better isolation and the hinges fit perfectly to quality cabinetry.



GlassLine shelving. The elegant GlassLine equipment is tough, scratch resistant and easy to clean. The glass storage shelves and door racks have a satin finish and attractive trim which enhance the streamlined appearance of the refrigerator.



Unique to Liebherr is our patented **SoftSystem**. This system, often used in high-end cabinetry, ensure that the door closes gently, even when fully loaded.



Light columns. For Liebherr's PremiumPlus appliances, unique LED light columns are integrated into both sides of the compartment liner. Inside the columns are numerous LED lights that ensure uniform lighting throughout the interior.



The Fully Integrated / Seamless Advantage



Vegetable bins. The transparent vegetable bins give a clean appearance and a clear view of all that's inside. Sitting on rollers, the drawers slide effortlessly and pull out smoothly for wipe clean convenience.



BioFresh. With BioFresh food retains its healthy vitamins, aroma and appetising appearance significantly longer than in a conventional fridge. Through its advanced technology the temperature is accurately kept at just above +32°F (0°C). Each drawer can be used individually and provides ideal humidity – HydroSafes with high humidity or DrySafes with low humidity.



GlassLine shelving. The elegant GlassLine equipment is tough, scratch resistant and easy to clean. The glass storage shelves and door racks have a satin finish and attractive trim which enhance the streamlined appearance of the refrigerator.



Freezer drawers. Double freezer drawers mounted on smooth telescopic rails offer plenty of storage space. A self-closing system for both drawers ensures an easy and convenient handling. The freezer drawers are perfectly illuminated by LED-lights which are integrated in the inner liner for a flush design.



Gallon holder & door racks. The elegant GlassLine fittings of Liebherr units also provide door storage shelves with a gallon holder. The depth of these shelves is designed to hold gallon containers so that you can keep a large supply of milk or juice on hand.



IceMaker. Liebherr's icemaker produces perfect pyramidal ice that does not stick together thanks to our twist tray technology.



SuperQuiet. Speed controlled compressors ensure exact performance required for low energy consumption and quiet operation. Because refrigerators are also an important part of our homes and living kitchens, noise levels must be kept at a minimum. With specially absorbed compressors situated at the rear and bottom of the appliance, Liebherr models are SuperQuiet.



Fully Integrated / Seamless 24"

The HC 1070 fully-integrated refrigerator-freezer combination incorporates Liebherr's patented SoftSystem, ensuring that the doors are closed gently even when they are fully loaded. The automatic IceMaker always keeps your supply of perfectly shaped ice cubes topped up. Unique LED light columns and LED freezer lighting is energy efficient and does not affect the internal temperature of the refrigerator. This 24" appliance makes an impressive addition to small space kitchens.

HC 1070 PremiumPlus NoFrost



Energy consumption	
in 365 days kWh	475
Estimated Yearly Operating Cost in US \$	50*
Capacity	
Total capacity cu.ft. (l)	9.3 (264)
Refrigerator comp. cu.ft. (l)	6.9 (190)
NoFrost Freezer comp. cu.ft. (l)	2.4 (68)
Shipping weight lbs. (kg)	81.6 (170.9)
Climate rating	
Ice cube output lbs. (kg) / 24 h	1.8 (0.8)
Ice cube stock lbs. (kg)	3.3 (1.5)
Door hinges	right, reversible
Outside dimensions	
in inches H/W/D	69-21/32" / 21-15/16" / 21-7/32"
in cm H/W/D	177/55.7/53.9
Cut out dimensions	
in inches H/W/D	69-3/4" - 70-3/8" / max. 22-3/4" / min. 21-21/32"
in cm H/W/D	177.2-178.8 / max. 57.8 / max. 55
Energy supply	
Voltage V/Hz	115/60

* Your cost will depend on your utility rates and use. Estimated energy cost based on a national average electricity cost of 12 cents per kWh. For more information, visit „www.ftc.gov/energy“.

Stylish and sleek the 30" fully integrated **HCB 1561** offers impressive performance features and design flexibility. The smart DuoCooling system with separate exceptionally efficient variable speed compressors ensures no air is exchanged between compartments guaranteeing food won't dry out and the freezer is always ice free. Plus, boost freshness longer with BioFresh that retains healthy vitamins, aroma and appetizing appearance. Each drawer can be adjusted individually and provides ideal humidity for versatile storage solutions. The automatic IceMaker which is permanently plumbed in and an integrated water filter with activated charcoal provides just the right supply of perfect cubes.



HCB 1561 PremiumPlus BioFresh NoFrost



Energy consumption	
in 365 days kWh	428
Estimated Yearly Operating Cost in US \$	46*
Capacity	
Total capacity cu.ft. (l)	14.1 (400)
Refrigerator comp. cu.ft. (l)	7.7 (219)
BioFresh comp. cu.ft. (l)	2.1 (60)
NoFrost Freezer comp. cu.ft. (l)	4.3 (121)
Shipping weight lbs. (kg)	357.1 (162)
Climate rating	SN-T
Ice cube output lbs. (kg) / 24 h	2.2 (1)
Ice cube stock lbs. (kg)	6.0 (2.7)
Door hinges	left
Outside dimensions	
in inches H/W/D	79-13/16"/29-13/16"/24"
in cm H/W/D	202.7/75.7/61
Cut out dimensions	
in inches H/W/D	80"/30"/min.24"
in cm H/W/D	203.2/76.2/min.61
Energy supply	
Voltage V/Hz	115/60

This unit is also available as
HCB 1560: with door hinges right

Accessories	
Stainless Steel panels refr. 80"	9900287
Stainless Steel panels refr. 84"	9900285
Stainless Steel panels freezers	9900283
Stainless Steel handles 3/4" round	9900279
Aluminium handles oval	9900281
SBS-Kit	9900219
Water filter	7440002

* Your energy cost depends on your utility rates and use. Estimated operating cost based on a 2007 national average electricity cost of 10.65 cents per kWh. For more information, visit www.ftc.gov/appliances.



The **HC 1540** model is perfect for a seamless design because it is cleverly concealed behind cabinet doors. With a fully integrated door-on-door system that incorporates strong hinges for a convenient closing of doors even when fully loaded. Double freezer drawers mounted on smooth telescopic rails offer more than 4 cubic feet of storage space and the drawer system offers convenient handling and viewing of food stored. A water connection is not needed for the IceMaker thanks to a well appointed 1.5 liter internal water tank that is conveniently removable for water.

HC 1540 Premium NoFrost



Energy consumption

in 365 days kWh	428
Estimated Yearly Operating Cost in US \$	46*

Capacity

Total capacity cu.ft. (l)	14.1 (400)
Refrigerator comp. cu.ft. (l)	9.8 (278)
NoFrost Freezer comp. cu.ft. (l)	4.3 (122)

Shipping weight lbs. (kg)	323.4 (147)
----------------------------------	-------------

Climate rating	SN-T
-----------------------	------

Ice cube output lbs. (kg) / 24 h	2.2 (1)
---	---------

Ice cube stock lbs. (kg)	6.0 (2.7)
---------------------------------	-----------

Door hinges	right
--------------------	-------

Outside dimensions

in inches H/W/D	79-13/16"/29-13/16"/24"
in cm H/W/D	202.7/75.7/61

Cut out dimensions

in inches H/W/D	80"/30"/min. 24"
in cm H/W/D	203.2/76.2/min. 61

Energy supply

Voltage V/Hz	115/60
--------------	--------

This unit is also available as

HC 1541: with door hinges left

Accessories

Stainless Steel panels refr. 80"	9900287
Stainless Steel panels refr. 84"	9900285
Stainless Steel panels freezers	9900283
Stainless Steel handles 3/4" round	9900279
Aluminium handles oval	9900281
SBS-Kit	9900219

* Your energy cost depends on your utility rates and use. Estimated operating cost based on a 2007 national average electricity cost of 10.65 cents per kWh. For more information, visit www.ftc.gov/appliances.

Show off the materials and design of your custom kitchen to the fullest with the stylish fully integrated **HCB 2060**. The new 36" single door model features strong hinges for a convenient closing of doors as well as LED lighting and elegant GlassLine shelving including door storage of gallon containers. The two BioFresh drawers are individually usable as HydroSafes with high humidity or as DrySafes with low humidity to enable versatile storage. In this way the ideal climate is provided for all varieties of food.

An automatic IceMaker featuring the most technically advanced water filter provides an ample supply of perfect ice cubes.

Picture shows a side-by-side installation of HCB 2060 with HCB 2061.

HCB 2060 PremiumPlus BioFresh NoFrost



Energy consumption	
in 365 days kWh	450
Estimated Yearly Operating Cost in US \$	48*
Capacity	
Total capacity cu.ft. (l)	18.8 (534)
BioFresh comp. cu.ft. (l)	2.4 (69)
Refrigerator comp. cu.ft. (l)	10.4 (295)
NoFrost Freezer comp. cu.ft. (l)	6.0 (170)
Shipping weight lbs. (kg)	396.8 (180)
Climate rating	SN-T
Door hinges	right
Outside dimensions	
in inches H/W/D	79-13/16"/35-13/16"/24"
in cm H/W/D	202.7/91/61
Cut out dimensions	
in inches H/W/D	80"/36"/min. 24"
in cm H/W/D	203.2/91.4/61
Energy supply	
Voltage V/Hz	115/60

This unit is also available as

- HCB 2061:** with door hinges left
- HC 2060:** without BioFresh, with door hinges right
- HC 2061:** without BioFresh, with door hinges left

Accessories

Stainless Steel panels refr. 80"	9900333
Stainless Steel panels refr. 84"	9900331
Stainless Steel panels freezers	9900323
Stainless Steel handles 3/4" round	9900327
Aluminium handles oval	9900329
SBS-Kit	9900183
Water filter	7440002



* Your energy cost depends on your utility rates and use. Estimated operating cost based on a 2007 national average electricity cost of 10.65 cents per kWh. For more information, visit „www.ftc.gov/appliances“.

Sharing the ultimate performance features of the **CBS 2062** (see pages 32-33), elegant French door styling is available in two other 36" designs for custom kitchens. Choose from the fully integrated **HCB 2062** (pictured here) concealed behind cabinetry or the professional esthetics of stainless steel doors. Whichever appliance finish fits the kitchen, the 2062 Series is highlighted by BioFresh technology, Liebherr's popular duo cooling system and double freezer drawers with self-close mechanisms.

Standard accessories for this series are available to adapt to 80" or 84" high installation requirements.

HCB 2062 PremiumPlus BioFresh NoFrost



Energy consumption	
in 365 days kWh	450
Estimated Yearly Operating Cost in US \$	48*
Capacity	
Total capacity cu.ft. (l)	18.9 (534)
Refrigerator comp. cu.ft. (l)	10.4 (295)
BioFresh comp. cu.ft. (l)	2.5 (69)
NoFrost Freezer comp. cu.ft. (l)	6.0 (170)
Shipping weight lbs. (kg)	379.2 (178)
Climate rating	SN-T
Ice cube output lbs. (kg) / 24 h	3.0 (1.3)
Ice cube stock lbs. (kg)	6.0 (2.7)
Door hinges	right/left

Outside dimensions	
in inches H/W/D	79-13/16" / 35-7/8" / 24-1/16"
in cm H/W/D	202.7/91/61.8

Cut out dimensions	
in inches H/W/D	80"/36"/min. 24-3/4"
in cm H/W/D	203.2/91.4/min. 62.9

Energy supply	
Voltage V/Hz	115/60

This unit is also available as
HC 2062: without BioFresh

Accessories	
Stainless Steel panels refr. 80"	9900337
Stainless Steel panels refr. 84"	9900335
Stainless Steel panels freezers	9900323
Stainless Steel handles 3/4" round	9900339
Aluminium handles oval	9900513
Water filter	7440002

* Your energy cost depends on your utility rates and use. Estimated operating cost based on a 2007 national average electricity cost of 10.65 cents per kWh. For more information, visit „www.ftc.gov/appliances”.



Liebherr's **SBS 19H1** Side-by-Side unit comprised of a 24" fully integrated refrigerator with BioFresh (**HRB 1120**) and a 24" fully integrated freezer with IceMaker (**HF 861**) is the perfect combination for any kitchen. Hidden away behind custom cabinetry, enjoy features such as BioFresh safes (Read more about BioFresh on pages 10-13), efficient LED-lighting throughout, and variable bottle shelving. In the full freezer tower, transparent drawers on telescopic rails with safety glass shelf dividers organize the frozen foods kept FrostSafe with continual circulated air. Both sides incorporate SoftSystem door technology and streamlined Liebherr space design.


SBS 19H1 PremiumPlus BioFresh NoFrost



Energy consumption	
in 365 days kWh	523
Estimated Yearly Operating Cost in US \$	56*
Capacity	
Total capacity cu.ft. (l)	18.1 (513)
Refrigerator comp. cu.ft. (l)	7.6 (216)
BioFresh comp. cu.ft. (l)	3.3 (92)
NoFrost Freezer comp. cu.ft. (l)	7.2 (205)
Shipping weight lbs. (kg)	392.3 (178.3)
Climate rating	SN-ST
Ice cube output lbs. (kg) / 24 h	2.2 (1)
Ice cube stock lbs. (kg)	3.3 (1.5)
Door hinges	left / right
Outside dimensions	
in inches H/W/D	69-13/16" / 2x 22-1/16" / 21-11/16"
in cm H/W/D	177 / 2x55.9 / 54.4
Cut out dimensions	
in inches H/W/D	69-3/4" - 70-3/8" / max. 22-3/4" / min. 21-21/32"
in cm H/W/D	177.2 - 178.8 / 2x57.8 / 55
Energy supply	
Voltage V/Hz	115/60
Features	
3 separately adjustable temperature zones	
left appliance:	HF 861
Energy consumption in 365 days kWh	240
Estimated Yearly Operating Cost in US \$	26*
right appliance:	HRB 1120
Energy consumption in 365 days kWh	283
Estimated Yearly Operating Cost in US \$	30*
Solo appliances are ENERGY STAR® rated	
This unit is also available separately as	
HF 861: fully integrated freezer with IceMaker	
HRB 1120: fully integrated refrigerator with BioFresh	
Accessories	
Water filter	7440002

* Your energy cost depends on your utility rates and use. Estimated operating cost based on a 2007 national average electricity cost of 10.65 cents per kWh. For more information, visit www.ftc.gov/appliances.

The Wine Storage Advantage



The **LED lighting** in the wine cooling compartments can be dimmed to give a pleasing ambient light inside the appliance. All Vinidor appliances are equipped with this innovative, no-heat LED lighting concept.



The practical **presentation shelf** of the Vinidor models fulfills both bottle storage and bottle presentation functions. The bottles can be stored horizontally at the rear.



Activated Charcoal Filter. The wine cabinets from Liebherr have an activated charcoal filter, which can be easily changed, that purifies the incoming fresh air to obtain the optimum odor-free quality.



Integrated lock. The integrated lock is exceedingly sturdy and protects against unauthorised access.



The **electronic LCD display** is an innovative design feature. Clear menu navigation and a Touch-electronic control system provides yet more information for tailored storage conditions. The digital temperature display can be read from the outside of appliances with glass doors.



Specially developed **compressors** installed in the wine cabinets from Liebherr ensure that the wines are stored in a particularly low vibration environment.



WS 17800



Wine cabinets

You may want to look your fine wine in the eye, not hide it under the counter. Liebherr lets you gaze at eye-level on the gorgeous **HWS 1800**, the fully integrated wine unit that holds 18 Bordeaux bottles in an ideal storage environment. The innovative styling allows the unit to sit flush with cabinetry and its recessed handle maintains a smooth line. When designing the custom kitchen, take advantage of the flexibility to put this unique modular unit anywhere.

The temperature is continuously adjustable from 41° to 68 °F (5° to 20 °C) and the LED ceiling light is dimmable to cast a cool glow across the room. The insulated glass door with UV protection and the activated charcoal filter protect the wine from busy kitchen influences such as light and odor.

For 30 inch wide cabinets Liebherr offers a special trim kit with stainless steel panels.



HWS 1800 GrandCru



Capacity	
Total capacity cu.ft. (l)	1.7 (47)
Capacity of wine compartment cu.ft. (l)	1.7 (47)
max. No. of Bordeaux btls 0.75 Ltr.	18
Shipping weight lbs. (kg)	72,8 (33)
Climate rating	SN
Door hinges	right, reversible
Outside dimensions	
in inches H/W/D	17-3/8"/21-15/16"/22"
in cm H/W/D	44/55.7/55.8
Cut out dimensions	
in inches H/W/D	17-3/4"/22-1/16"/min. 21-21/32"
in cm H/W/D	45/56/55
Energy supply	
Voltage V/Hz	115/60
Accessories	
Charcoal filter	7440999
Trim kit 30"	9900073



Wine Cabinets **24"**

The **WU 4000** offers a number of innovative solutions for wine storage. Controls are integrated into the insulation layer between the temperature zones, making it possible to set two different temperatures within the unit between +41 °F (+5 °C) and +68 °F (+20 °C). Store red and white wines according to your preference – use the entire cabinet for one or store both, each at its optimum drinking temperature. Because the wine cabinet ventilates through the toe kick, no counter slots are necessary, and the cabinet can be integrated easily and elegantly into your kitchen. The glass door with its high-quality, elegant stainless steel frame allows you to enjoy a top-quality wine experience before you even select a bottle. The LED interior light can be dimmed to provide an ambient atmosphere.

WU 4000 Vinidor



Capacity

Total capacity cu.ft. (l)	4.8 (135)
Capacity of wine compartment cu.ft. (l)	4.8 (135)
max. No. of Bordeaux btls 0.75 Ltr.	40

Shipping weight lbs. (kg)	132 (63)
----------------------------------	----------

Climate rating	SN-ST
-----------------------	-------

Door hinges	right, reversible
--------------------	-------------------

Outside dimensions

in inches H/W/D	33-7/8" / 23-9/16" / 22-9/16"
in cm H/W/D	86/59.7/57.2

Cut out dimensions

in inches H/W/D	34" - 34-1/2" / 24" / 24"
in cm H/W/D	86.4-87.6/61/61

Energy supply

Voltage V/Hz	115/60
--------------	--------

This unit is also available as

WS 4000 freestanding

Accessories

Charcoal filter	7440999
-----------------	---------

This wine storage cabinet is ideal for storing wines for long periods of time allowing them to mature to perfection. Depending on what temperature the appliance is set at, it can also be used for keeping white or red wine at exactly the right temperature for serving. The **WU 5600** is the smart under counter solution that allows you to store wine at a temperature level between +41 °F (+5 °C) and +68 °F (+20 °C). With a constant supply of fresh air via an activated charcoal filter and continuously circulating air cooling, this appliance guarantees consistently high air quality during the maturing process. A specially developed compressor ensures that the wines are stored vibration-free. Since the wine cabinet ventilates through the toe kick, no counter slots are necessary and the cabinet can be integrated easily and elegantly into your kitchen. This unit also boasts a digital temperature display conveniently located at the top of the cabinet with visibility through the elegant glass door.



WU 5600 GrandCru



Capacity

Total capacity cu.ft. (l)	5 (142)
Capacity of wine compartment cu.ft. (l)	5 (142)
max. No. of Bordeaux btls 0.75 Ltr.	56

Shipping weight lbs. (kg)	136.7 (62)
----------------------------------	------------

Climate rating	SN-ST
-----------------------	-------

Door hinges	right, reversible
--------------------	-------------------

Outside dimensions

in inches H/W/D	33-7/8"/23-9/16"/22-9/16"
in cm H/W/D	86/59.7/57.2

Cut out dimensions

in inches H/W/D	34"-34-1/2"/24"/24"
in cm H/W/D	86.4-87.6/61/61

Energy supply

Voltage V/Hz	115/60
--------------	--------

Accessories

Charcoal filter	7440999
-----------------	---------



Wine Cabinets **28"**

Liebherr's **WS 17800** is the perfect solution if you want to store a large supply of wine or champagne. As in all Liebherr wine storage units, special attention is paid to conditions that may affect storage, such as vibration, light, air quality, temperature and humidity.

Thanks to vibration free compressors, double glazed doors, forced air cooling and a fresh air supply via activated charcoal filter the unit creates ideal climate conditions for the storage of precious bottles. Up to 178 Bordeaux bottles can be stored in this appliance.

The attractive wooden shelves on pull out rails and the elegant glass door with stainless steel frame make the **WS 17800** the first choice for the highest standards. The accurate electronic control system with Touch technology has a digital temperature display. The temperature can be set to the degree required in the range of +41 °F (+5 °C) and +68 °F (+20 °C).

Also, the lever handle with integrated opening mechanism, allows the door of the appliance to be opened conveniently with a minimum of effort. This model has three independent temperature zones.



reddot design award
best of the best 2010



WS 17800 Vinidor



Capacity	
Total capacity cu.ft. (l)	17.7 (505)
Capacity of wine compartment cu.ft. (l)	17.7 (505)
max. No. of Bordeaux btls 0.75 Ltr.	178
Shipping weight lbs. (kg)	
	335.1 (152)
Climate rating	
	SN-ST
Door hinges	
	right, reversible
Outside dimensions	
in inches H/W/D	75-5/8"/27-9/16"/29-1/4"
in cm H/W/D	192/70/74.2
Cut out dimensions	
in inches H/W/D	77-1/2"/28"/27"
in cm H/W/D	196.9/71.1/68.9
Energy supply	
Voltage V/Hz	115/60

Accessories	
Charcoal filter	7440999



Choose the undercounter beverage center RU 500 for stylish storage or presentation of beverages, featuring a glass door providing a clear view and elegant stainless steel frame.

The appliance has two glass storage shelves with stainless steel trim and two pull out racks with wood facings. Bottles, cans and tinned food can be chilled in this appliance. The electronic control system is situated at the top of the interior and is visible through the glass door.

The temperature can be set from +37°F (+3°C) to +68°F (+20°C). This attractive undercounter beverage center accommodates 29 bottles of wine or 98 cans.

RU 500 GrandCru



Capacity

Total capacity cu.ft. (l)	5.4 (142)
Capacity of wine compartment cu.ft. (l)	5.4 (142)
max. No. of Bordeaux btls 0.75 Ltr.	29 or 98 cans

Shipping weight lbs. (kg) 136.7 (59)

Climate rating SN-ST

Door hinges right, reversible

Outside dimensions

in inches H/W/D	33-7/8"/ 23-9/16"/ 24-9/16"
in cm H/W/D	86/59.7/62.3

Cut out dimensions

in inches H/W/D	34"-34-1/2"/24"/24"
in cm H/W/D	86.4-87.6/61/61

Energy supply

Voltage V/Hz 115/60

Accessories

Charcoal filter	7440999
-----------------	---------



Outdoor refrigerator **24"**

The Liebherr outdoor refrigerator **RO 500** is the perfect solution for your outdoor kitchen and your next barbeque season.

With weather resistant stainless steel on the exterior, it is protected against the elements and corrosion. It operates perfectly within ambient temperatures from +50 °F (+10 °C) to +109 °F (+43 °C).

The appliance has three glass storage shelves with stainless steel trim and two door racks (one adjustable) with elegant retainers. Bottles fit effortlessly in specially-designed grooves on the unit floor. The temperature can be set from +34 °F (+1 °C) to +59 °F (+15 °C). Because of its stylish look – completely stainless steel surround – the unit can also be used indoor and in bar and kitchen settings.

RO 500 Premium



Energy consumption

in 365 days kWh 321

Estimated Yearly Operating Cost in US \$ 34*

Capacity

Total capacity cu.ft. (l) 5.4 (142)

Capacity refrigerator compartment cu.ft. (l) 5.4 (142)

Shipping weight lbs. (kg) 114.4 (52)

Outside dimensions

in inches H/W/D 33-7/8" / 23-9/16" / 24-9/16"

in cm H/W/D 86 / 59.7 / 62.3

Cut out dimensions

in inches H/W/D 34"-34-1/2" / 24" / 24"

in cm H/W/D 86.4-87.6 / 61/61

Energy supply

Voltage V/Hz 115/60

Accessories

Charcoal filter 7440999

The Design & Lifestyle Products



LED lighting. For ideal presentation of your best wine, the WS 1200 features LED lighting with dimmer function and separate switch. As the LEDs emit minimal heat and no UV radiation, the wine can be showcased bathed in light for lengthy periods, without compromising its quality.



Drawer for accessories. This practical drawer is used for storing wine accessories or to provide the right temperature for items such as chocolate or candy to enjoy with wine.



Ideal humidity. The integrated water tank is filled with one liter of distilled water. Humidity sensors regulate the water requirement and ensure that the humidity is kept exactly to the level selected. A visual display gives the user plenty of notice when water needs to be replenished.



LED lighting. Liebherr's humidor has LED lighting with dimmer function incorporated in the glass door. As the LEDs emit virtually no heat, the cigars can be exposed to the light for long periods of time without damage.



Control system. The ideal storage temperature for storing wine for prolonged periods is 46 °F (+8 °C) to 54 °F (+12 °C). White wine to be kept on hand at serving temperature should ideally be stored at a temperature below 50 °F (10 °C) and red wine at up to 64 °F (18 °C). With this in mind the touch electronic control system allows the temperature to be set to the exact degree required between 41 °F (+5 °C) to 68 °F (+20 °C).



Wall mounting. The WS 1200 can also be wall-mounted to save space, provide an attractive focal point and offer convenient access for serving.



Fine cedar wood. The two presentation boxes, varying in height and the two wooden shelves are crafted from Spanish cedar wood.



Presentation boxes. The boxes are ideal for storing loose cigars and can easily be removed for presentation purposes.



Design & Lifestyle

WS 1200

Liebherr's **WS 1200** gives you premium wine storage in an attractive package anywhere. The well-appointed cabinet holds up to 12 Bordeaux (750 ml) on solid beech wood shelving and has a convenient drawer that can maintain a warmer temperature than the wine compartment to keep wine accessories, chocolates or candies.

Energy efficient LED lighting can be controlled with a dimming function and a permanent "on mode" creates atmosphere without affecting the temperature of the wine. An activated charcoal filter, an insulated glass door with UV coating, and a precise temperature range from 41° to 68 °F (5° to 20 °C) provide ideal storage conditions for fine wine.

XS 200

Liebherr's approach to refrigeration in their entire product line is to provide ideal conditions for food – The Humidor is no exception. The innovative Magic Eye control systems allows precise control to establish the proper balance of temperature and humidity so important to the optimal storage for fine cigars. The storage cabinet can be set from 60° to 68°F (16° to 20°C) and the humidity, controlled by a removable container for distilled water, can be set from 68% to 75% humidity depending on owner preferences.



WS 1200 GrandCru

Capacity	
Total capacity cu.ft. (l)	1.7 (47)
Capacity	
Shipping weight lbs. (kg)	70.4 (32)
Climate rating	SN
Door hinges	right
Outside dimensions	
in inches H/W/D	24-1/8"/16-3/4"/18-13/16"
in cm H/W/D	61.2/42.5/47.8



XS 200 Humidor

Capacity	
Total capacity cu.ft. (l)	1.4 (39)
Shipping weight lbs. (kg)	81.6 (37)
Climate rating	N
Door hinges	right
Outside dimensions	
in inches H/W/D	24-1/8"/16-3/4"/18-13/16"
in cm H/W/D	61.2/42.5/47.8



Accessories for WS 1200 and XS 200	
Charcoal filter	7440699



You will find the latest information on the current range of Liebherr Freestanding, Built-in as well as Fully Integrated Refrigerators and Freezers on our Webpage. Brochures are available for download.

Find on our webpage www.liebherr-appliances.com or mobile: m.refrigeration.liebherr.us

- Operating Manuals
- Design and Installation Guides
- Energy Tags
- 2D and 3D Files



Interesting Apps

Useful and enjoyable apps covering information from the selection of models to wine reference. Now available from the Apple app store. (Search: Liebherr). The BioFresh app is now available as an Android version on Google Play.



IceCrusher



WineGuide



BioFresh



Kitchen Photo Designer



Media App



biofresh.liebherr.com




nofrost.liebherr.com



wine.liebherr.com

Smart Communication

Find out more about BioFresh, NoFrost and Wine with the Liebherr tags. Just scan the code with your Smartphone or visit us on biofresh.liebherr.com, nofrost.liebherr.com and wine.liebherr.com



Liebherr-Canada Ltd /Appliance Division
E-mail: appliances@liebherr.com
www.liebherr-appliances.com
<http://m.refrigeration.liebherr.us>